

# Waterat Sailing Equipment

1041-C 17th Ave. P.O.Box 2790  
 Santa Cruz, CA 95062 USA  
 831-462-5745 Fax831-462-5357

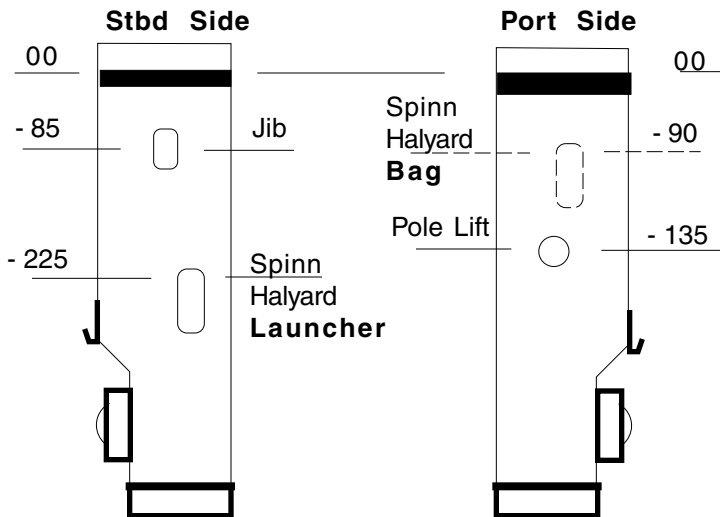
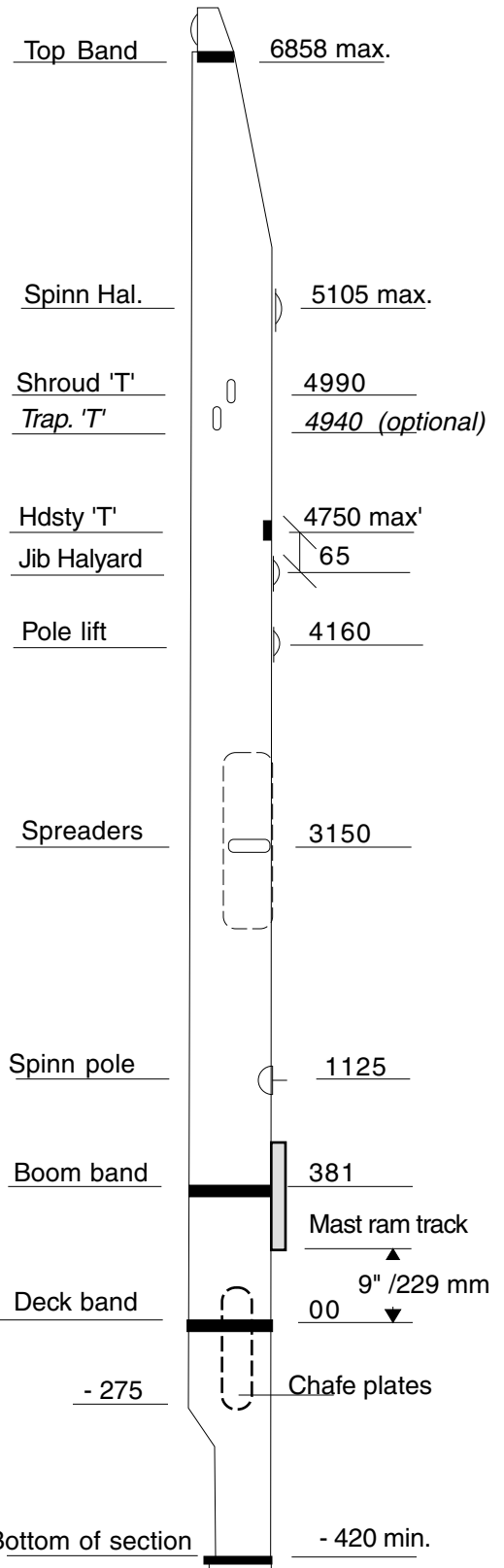
## 505 Mast Specifications

Oct. 1987  
**Rev.**  
 January 1999

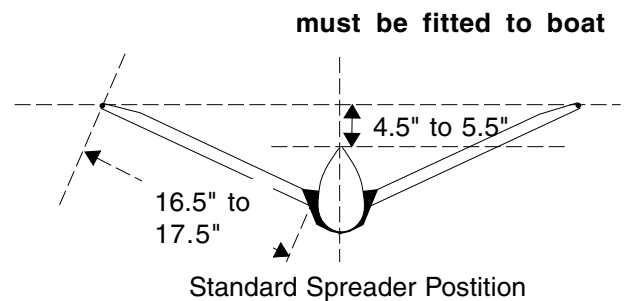
	Wire Spec.	Wire End	Length - US	Length - Inches	Length - Metric
Shrouds	1/8" 1x7	1/4" eye	6' 6"	198"	5029
<i>Shroud option - welded eye for trapeze lines on aft side of T bar fitting</i>					
<b>Headstay</b>					
• Launcher	1/8" 1x7	3/16" eye	16' 5"	197"	5004
• Bag	1/8" 1x7	3/16" eye	16' 9"	201"	5105
Trapeze	3/32" 1x19	3/16" fork	14' 7.5"	175.5"	4458
<i>option - 7/64" or 1/8" spectra, 1/8" vectran - ends tied or spliced</i>					
Jib halyard	3/32" 7x19	3/16 SD shackle (RF 150)	20' untrimmed		
<i>option - 1/8" vectran</i>					
<b>Spinnaker</b>					
• Launcher	5/32" Marlow PS	no ends	70 ft		
• Bag	7/64" spectra	no ends	40 ft		
Main Hal.	3/32" 7x19	3/16 cp shackle, external lock			
Pole Lift	7/64" spectra	5/32" SD shackle (RF 615)	30 ft untrimmed		

### NOTES

- Trapeze option: loop on shroud T bar for line
  - no trapeze attachment holes in mast
- Install **internal** sleeve under spreader bracket
- Install internal sleeve from 370 mm (15") below deck band to 50 mm (2") above deck band
- Place stop sleeves on shroud wires, crimp under spreaders
- Halyard tails - 1/8" dracon braid
- Heel plug - standard (no sheeve) type
- Deck area - chaffe plates
- Gooseneck - install so that top of boom is 2 mm above deck band



Jib halyard hole 7mm x 16mm  
 Spinn. halyard hole 7mm x 16mm  
 Pole lift hole 8mm (5/16") OD



must be fitted to boat